

Fair and Square
Construction Services

• **HOME INSPECTIONS** •

•InterNACHI•  •Passed NHIE®•

Mike Foschi 763.442.4865
•REO Foreclosure Specialist•
•Saturday & Sunday Inspections•
"Use My Experience to Help Expedite the Process"
Next Day Reports Lic#20592001 - Insured - E&O Coverage

Fair and Square
Construction Services

• **HOME INSPECTIONS** •

•InterNACHI•  •Passed NHIE®•

Mike Foschi 763.442.4865
•REO Foreclosure Specialist•
•Saturday & Sunday Inspections•
"Use My Experience to Help Expedite the Process"
Next Day Reports Lic#20592001 - Insured - E&O Coverage

Fair and Square
Construction Services

• **HOME INSPECTIONS** •

•InterNACHI•  •Passed NHIE®•

Mike Foschi 763.442.4865
•REO Foreclosure Specialist•
•Saturday & Sunday Inspections•
"Use My Experience to Help Expedite the Process"
Next Day Reports Lic#20592001 - Insured - E&O Coverage

Fair and Square
Construction Services

• **HOME INSPECTIONS** •

•InterNACHI•  •Passed NHIE®•

Mike Foschi 763.442.4865
•REO Foreclosure Specialist•
•Saturday & Sunday Inspections•
"Use My Experience to Help Expedite the Process"
Next Day Reports Lic#20592001 - Insured - E&O Coverage

Fair and Square Construction Services



Confidential Home Inspection Report

Actual Inspection Report

Ramsey

MN

55303

763.000.0000

May 7th 2009

By

Michael J Foschi

Fair and Square Construction Services - HOME INSPECTION

14408 Tungsten Way

Ramsey, Minnesota

763.442.4865

A Proud Member of the Best Inspectors Network™

Fair and Square Construction Services

General Information

763.000.0000

Building Description

Attribute	Description / Type	Address / Comments
Age (approximate)	5-10 years	Actual Inspection Report
Area (approximate)	1550 square feet	Ramsey, MN, 55303
		Date of Inspection: May 7th 2009
Building type	<input type="checkbox"/> Single family, tri-level	
	<input checked="" type="checkbox"/> Single Family Townhome	
	<input type="checkbox"/> Single family, ranch	
	<input type="checkbox"/> See comments	
Construction	<input type="checkbox"/> Not applicable	
	<input checked="" type="checkbox"/> Frame	
	<input type="checkbox"/> Brick	
	<input type="checkbox"/> See comments	


Additional Building Description/ Comments

Home Direction: Viewed from front
Nice two level Townhome in a great neighborhood setting in Ramsey.
Solid structure with no major defects found. Items in need of attention are of no significant dollar amount.
Please take note of any Safety items and act accordingly to update or repair as soon as practicable.
Townhome exteriors are not included on inspection report but in general observation; siding, roofing, and grounds appeared to be in favorable condition.
Note: red boxes or writing throughout this report indicating damage or items marked as needing repair may result in further damage or may present a safety hazard if not repaired.

Client Information

Name	Actual	Inspection Report
Address		
Phone(s)		E-mail
Buyer's agent	Joel Friday	
Phone(s)	612.868.6287	E-mail joel@joelfridayhomes.com
Seller's agent		
Phone(s)		E-mail
Lockbox/Other		

Notes/ Special Instructions

<p>Direction: From Front</p>	
------------------------------	--

Weather at time of inspection

Temperature	Start Time	General Conditions
65° Fahrenheit	8:30am	Clear

Fair and Square Construction Services

Utilities

763.000.0000

Under Ground Electric Service

I = Inspected/OK **NI = Not Inspected** **NA = Not Applicable** **R = Repair** **F = Failure/Safety**

I	NI	NA	R	F	Item	Item
					Comments	
<input checked="" type="checkbox"/>	<input type="checkbox"/>	<input type="checkbox"/>	<input type="checkbox"/>	<input type="checkbox"/>	Electric	Public utility
					Under ground service 110/220	
<input checked="" type="checkbox"/>	<input type="checkbox"/>	<input type="checkbox"/>	<input type="checkbox"/>	<input type="checkbox"/>	Natural gas	Public utility
					Outside front of unit	
<input type="checkbox"/>	<input type="checkbox"/>	<input checked="" type="checkbox"/>	<input type="checkbox"/>	<input type="checkbox"/>	Back-up gas	Public utility
<input type="checkbox"/>	<input type="checkbox"/>	<input checked="" type="checkbox"/>	<input type="checkbox"/>	<input type="checkbox"/>	Propane	Public utility
<input type="checkbox"/>	<input type="checkbox"/>	<input checked="" type="checkbox"/>	<input type="checkbox"/>	<input type="checkbox"/>	Water	Public utility
<input type="checkbox"/>	<input type="checkbox"/>	<input checked="" type="checkbox"/>	<input type="checkbox"/>	<input type="checkbox"/>	Deep well	Private Utility
<input type="checkbox"/>	<input type="checkbox"/>	<input checked="" type="checkbox"/>	<input type="checkbox"/>	<input type="checkbox"/>	Point well	Private Utility
<input type="checkbox"/>	<input type="checkbox"/>	<input checked="" type="checkbox"/>	<input type="checkbox"/>	<input type="checkbox"/>	Generator	Private Utility
<input type="checkbox"/>	<input type="checkbox"/>	<input checked="" type="checkbox"/>	<input type="checkbox"/>	<input type="checkbox"/>	Solar	Private Utility
<input type="checkbox"/>	<input type="checkbox"/>	<input checked="" type="checkbox"/>	<input type="checkbox"/>	<input type="checkbox"/>	Septic	Private Utility

Photos and Additional Comments



Gas Meter

Electric Meter



I = Inspected/OK NI = Not Inspected NA = Not Applicable R = Repair F = Failure/Safety					Item	Condition
I	NI	NA	R	F	Comments	
<input type="checkbox"/>	<input checked="" type="checkbox"/>	<input type="checkbox"/>	<input type="checkbox"/>	<input type="checkbox"/>	Siding	
<input type="checkbox"/>	<input checked="" type="checkbox"/>	<input type="checkbox"/>	<input type="checkbox"/>	<input type="checkbox"/>	Fascia, soffits, trim	
<input type="checkbox"/>	<input checked="" type="checkbox"/>	<input type="checkbox"/>	<input type="checkbox"/>	<input type="checkbox"/>	Service Door(s)	
<input type="checkbox"/>	<input checked="" type="checkbox"/>	<input type="checkbox"/>	<input type="checkbox"/>	<input type="checkbox"/>	Window(s)	
<input checked="" type="checkbox"/>	<input type="checkbox"/>	<input type="checkbox"/>	<input type="checkbox"/>	<input type="checkbox"/>	Overhead door(s)	
<input checked="" type="checkbox"/>	<input type="checkbox"/>	<input type="checkbox"/>	<input type="checkbox"/>	<input type="checkbox"/>	Safety eye(s)	
<input checked="" type="checkbox"/>	<input type="checkbox"/>	<input type="checkbox"/>	<input type="checkbox"/>	<input type="checkbox"/>	Water faucets	
<input type="checkbox"/>	<input checked="" type="checkbox"/>	<input type="checkbox"/>	<input type="checkbox"/>	<input type="checkbox"/>	Window wells, crawl space vents	

Locked - Do not use opener until lock is removed


Photos and Additional Comments



Lock & Keys


I = Inspected/OK NI = Not Inspected NA = Not Applicable R = Repair F = Failure/Safety					Item	Condition
I	NI	NA	R	F	Comments	
<input checked="" type="checkbox"/>	<input type="checkbox"/>	<input type="checkbox"/>	<input type="checkbox"/>	<input type="checkbox"/>	Access	
<input checked="" type="checkbox"/>	<input type="checkbox"/>	<input type="checkbox"/>	<input type="checkbox"/>	<input type="checkbox"/>	Insulation	
<input type="checkbox"/>	<input type="checkbox"/>	<input checked="" type="checkbox"/>	<input type="checkbox"/>	<input type="checkbox"/>	Moisture	
<input type="checkbox"/>	<input type="checkbox"/>	<input checked="" type="checkbox"/>	<input type="checkbox"/>	<input type="checkbox"/>	Stains	
<input checked="" type="checkbox"/>	<input type="checkbox"/>	<input type="checkbox"/>	<input type="checkbox"/>	<input type="checkbox"/>	Rafters	
<input type="checkbox"/>	<input checked="" type="checkbox"/>	<input type="checkbox"/>	<input type="checkbox"/>	<input type="checkbox"/>	Trusses Not viewable - Covered with insulation	
<input checked="" type="checkbox"/>	<input type="checkbox"/>	<input type="checkbox"/>	<input type="checkbox"/>	<input type="checkbox"/>	Ventilation Turtle roof vents - Gable vents - Soffit ventilation	
<input checked="" type="checkbox"/>	<input type="checkbox"/>	<input type="checkbox"/>	<input type="checkbox"/>	<input type="checkbox"/>	Attic baffles	

Photos and Additional Comments



I = Inspected/OK NI = Not Inspected NA = Not Applicable R = Repair F = Failure/Safety					Item	Item
I	NI	NA	R	F	Comments	Condition
<input checked="" type="checkbox"/>	<input type="checkbox"/>	<input type="checkbox"/>	<input type="checkbox"/>	<input type="checkbox"/>	Location Enclosed Natural Gas Fireplace - Could not open door to visually check	Living room
<input type="checkbox"/>	<input type="checkbox"/>	<input checked="" type="checkbox"/>	<input type="checkbox"/>	<input type="checkbox"/>	Clearance	
<input checked="" type="checkbox"/>	<input type="checkbox"/>	<input type="checkbox"/>	<input type="checkbox"/>	<input type="checkbox"/>	Firebox Viewed thru door	
<input type="checkbox"/>	<input type="checkbox"/>	<input checked="" type="checkbox"/>	<input type="checkbox"/>	<input type="checkbox"/>	Flue damper	
<input type="checkbox"/>	<input type="checkbox"/>	<input checked="" type="checkbox"/>	<input type="checkbox"/>	<input type="checkbox"/>	Flue	
<input type="checkbox"/>	<input type="checkbox"/>	<input checked="" type="checkbox"/>	<input type="checkbox"/>	<input type="checkbox"/>	Refractory	
<input type="checkbox"/>	<input checked="" type="checkbox"/>	<input type="checkbox"/>	<input type="checkbox"/>	<input type="checkbox"/>	Heatilator	
<input checked="" type="checkbox"/>	<input type="checkbox"/>	<input type="checkbox"/>	<input type="checkbox"/>	<input type="checkbox"/>	Hearth (firebox floor)	
<input checked="" type="checkbox"/>	<input type="checkbox"/>	<input type="checkbox"/>	<input type="checkbox"/>	<input type="checkbox"/>	Doors	
<input checked="" type="checkbox"/>	<input type="checkbox"/>	<input type="checkbox"/>	<input type="checkbox"/>	<input type="checkbox"/>	Mantle	

Photos and Additional Comments



Unit is off - Gas valve shut

I = Inspected/OK NI = Not Inspected NA = Not Applicable R = Repair F = Failure/Safety					Item	Item
I	NI	NA	R	F	Comments	
<input checked="" type="checkbox"/>	<input type="checkbox"/>	<input type="checkbox"/>	<input type="checkbox"/>	<input type="checkbox"/>	Master bedroom	Doors and windows
<input checked="" type="checkbox"/>	<input type="checkbox"/>	<input type="checkbox"/>	<input type="checkbox"/>	<input type="checkbox"/>	Master bedroom	Floor
<input checked="" type="checkbox"/>	<input type="checkbox"/>	<input type="checkbox"/>	<input type="checkbox"/>	<input type="checkbox"/>	Master bedroom	Walls and ceiling
<input checked="" type="checkbox"/>	<input type="checkbox"/>	<input type="checkbox"/>	<input type="checkbox"/>	<input type="checkbox"/>	Master bedroom	Closet
<input checked="" type="checkbox"/>	<input type="checkbox"/>	<input type="checkbox"/>	<input type="checkbox"/>	<input type="checkbox"/>	Master bedroom	Electrical and lighting
<input type="checkbox"/>	<input type="checkbox"/>	<input type="checkbox"/>	<input checked="" type="checkbox"/>	<input checked="" type="checkbox"/>	Bedroom 2 Large cracked window in 2nd bedroom	Doors and windows
<input checked="" type="checkbox"/>	<input type="checkbox"/>	<input type="checkbox"/>	<input type="checkbox"/>	<input type="checkbox"/>	Bedroom 2	Floor
<input checked="" type="checkbox"/>	<input type="checkbox"/>	<input type="checkbox"/>	<input type="checkbox"/>	<input type="checkbox"/>	Bedroom 2	Walls and ceiling
<input checked="" type="checkbox"/>	<input type="checkbox"/>	<input type="checkbox"/>	<input type="checkbox"/>	<input type="checkbox"/>	Bedroom 2	Closet
<input checked="" type="checkbox"/>	<input type="checkbox"/>	<input type="checkbox"/>	<input type="checkbox"/>	<input type="checkbox"/>	Bedroom 2	Electrical and lighting

Photos and Additional Comments

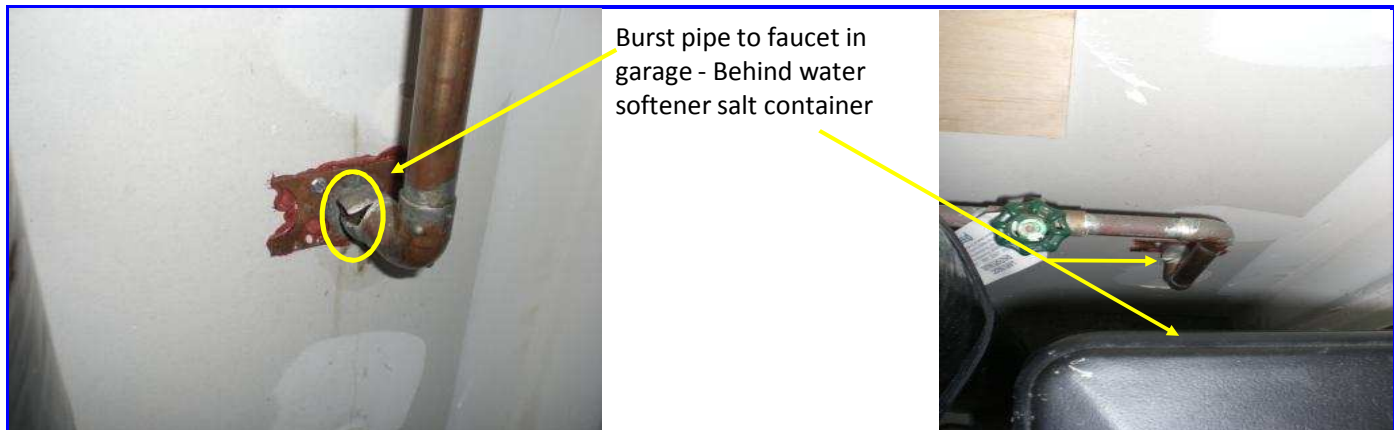


I = Inspected/OK NI = Not Inspected NA = Not Applicable R = Repair F = Failure/Safety					Item	Item
I	NI	NA	R	F	Comments	
<input checked="" type="checkbox"/>	<input type="checkbox"/>	<input type="checkbox"/>	<input type="checkbox"/>	<input type="checkbox"/>	Bedroom 3	Doors and windows
<input checked="" type="checkbox"/>	<input type="checkbox"/>	<input type="checkbox"/>	<input type="checkbox"/>	<input type="checkbox"/>	Bedroom 3	Floor
<input checked="" type="checkbox"/>	<input type="checkbox"/>	<input type="checkbox"/>	<input type="checkbox"/>	<input type="checkbox"/>	Bedroom 3	Walls and ceiling
<input checked="" type="checkbox"/>	<input type="checkbox"/>	<input type="checkbox"/>	<input type="checkbox"/>	<input type="checkbox"/>	Bedroom 3	Closet
<input checked="" type="checkbox"/>	<input type="checkbox"/>	<input type="checkbox"/>	<input type="checkbox"/>	<input type="checkbox"/>	Bedroom 3	Electrical and lighting
<input type="checkbox"/>	<input type="checkbox"/>	<input checked="" type="checkbox"/>	<input type="checkbox"/>	<input type="checkbox"/>	Bedroom 4	Doors and windows
<input type="checkbox"/>	<input type="checkbox"/>	<input checked="" type="checkbox"/>	<input type="checkbox"/>	<input type="checkbox"/>	Bedroom 4	Floor
<input type="checkbox"/>	<input type="checkbox"/>	<input checked="" type="checkbox"/>	<input type="checkbox"/>	<input type="checkbox"/>	Bedroom 4	Walls and ceiling
<input type="checkbox"/>	<input type="checkbox"/>	<input checked="" type="checkbox"/>	<input type="checkbox"/>	<input type="checkbox"/>	Bedroom 4	Closet
<input type="checkbox"/>	<input type="checkbox"/>	<input checked="" type="checkbox"/>	<input type="checkbox"/>	<input type="checkbox"/>	Bedroom 4	Electrical and lighting

Photos and Additional Comments

I = Inspected/OK NI = Not Inspected NA = Not Applicable R = Repair F = Failure/Safety					Item	Item
I	NI	NA	R	F	Comments	Item
<input checked="" type="checkbox"/>	<input type="checkbox"/>	<input type="checkbox"/>	<input checked="" type="checkbox"/>	<input checked="" type="checkbox"/>	Utility room	Doors and windows
Burst pipe to faucet in garage						
<input type="checkbox"/>	<input type="checkbox"/>	<input checked="" type="checkbox"/>	<input type="checkbox"/>	<input type="checkbox"/>	Use drop-down to select a room	Floor
<input type="checkbox"/>	<input type="checkbox"/>	<input checked="" type="checkbox"/>	<input type="checkbox"/>	<input type="checkbox"/>	Use drop-down to select a room	Walls and ceilings
<input type="checkbox"/>	<input type="checkbox"/>	<input checked="" type="checkbox"/>	<input type="checkbox"/>	<input type="checkbox"/>	Use drop-down to select a room	Closet
<input type="checkbox"/>	<input type="checkbox"/>	<input checked="" type="checkbox"/>	<input type="checkbox"/>	<input type="checkbox"/>	Use drop-down to select a room	Electrical and lighting
<input type="checkbox"/>	<input type="checkbox"/>	<input checked="" type="checkbox"/>	<input type="checkbox"/>	<input type="checkbox"/>	Use drop-down to select a room	Doors and windows
<input type="checkbox"/>	<input type="checkbox"/>	<input checked="" type="checkbox"/>	<input type="checkbox"/>	<input type="checkbox"/>	Use drop-down to select a room	Floor
<input type="checkbox"/>	<input type="checkbox"/>	<input checked="" type="checkbox"/>	<input type="checkbox"/>	<input type="checkbox"/>	Use drop-down to select a room	Walls and ceilings
<input type="checkbox"/>	<input type="checkbox"/>	<input checked="" type="checkbox"/>	<input type="checkbox"/>	<input type="checkbox"/>	Use drop-down to select a room	Closet
<input type="checkbox"/>	<input type="checkbox"/>	<input checked="" type="checkbox"/>	<input type="checkbox"/>	<input type="checkbox"/>	Use drop-down to select a room	Electrical and lighting

Photos and Additional Comments



Fair and Square Construction Services
 Bathrooms - 1/2 Down - Full Master Up

763.000.0000

I = Inspected/OK NI = Not Inspected NA = Not Applicable R = Repair F = Failure/Safety					Item	Item
I	NI	NA	R	F	Comments	
<input checked="" type="checkbox"/>	<input type="checkbox"/>	<input type="checkbox"/>	<input type="checkbox"/>	<input type="checkbox"/>	Master bathroom	Toilet
<input checked="" type="checkbox"/>	<input type="checkbox"/>	<input type="checkbox"/>	<input type="checkbox"/>	<input type="checkbox"/>	Master bathroom	Shower and bathtub
<input checked="" type="checkbox"/>	<input type="checkbox"/>	<input type="checkbox"/>	<input type="checkbox"/>	<input type="checkbox"/>	Master bathroom	Plumbing
<input checked="" type="checkbox"/>	<input type="checkbox"/>	<input type="checkbox"/>	<input type="checkbox"/>	<input type="checkbox"/>	Master bathroom	Electrical and lighting
<input checked="" type="checkbox"/>	<input type="checkbox"/>	<input type="checkbox"/>	<input type="checkbox"/>	<input type="checkbox"/>	Master bathroom	Windows, walls, doors, floor, ceiling
<input checked="" type="checkbox"/>	<input type="checkbox"/>	<input type="checkbox"/>	<input type="checkbox"/>	<input type="checkbox"/>	Bathroom 2	Toilet
<input type="checkbox"/>	<input type="checkbox"/>	<input checked="" type="checkbox"/>	<input type="checkbox"/>	<input type="checkbox"/>	Bathroom 2	Shower and bathtub
<input checked="" type="checkbox"/>	<input type="checkbox"/>	<input type="checkbox"/>	<input type="checkbox"/>	<input type="checkbox"/>	Bathroom 2	Plumbing
<input checked="" type="checkbox"/>	<input type="checkbox"/>	<input type="checkbox"/>	<input type="checkbox"/>	<input type="checkbox"/>	Bathroom 2	Electrical and lighting Outlet should be marked GFCI protected - Protection is in Master bath upstairs
<input checked="" type="checkbox"/>	<input type="checkbox"/>	<input type="checkbox"/>	<input type="checkbox"/>	<input type="checkbox"/>	Bathroom 2	Windows, walls, doors, floor, ceiling

Photos and Additional Comments

Fair and Square Construction Services

Kitchen


763.000.0000

I = Inspected/OK NI = Not Inspected NA = Not Applicable R = Repair F = Failure/Safety					Item	Item
I	NI	NA	R	F	Comments	Item
<input checked="" type="checkbox"/>	<input type="checkbox"/>	<input type="checkbox"/>	<input type="checkbox"/>	<input type="checkbox"/>	Kitchen	Cabinets
<input checked="" type="checkbox"/>	<input type="checkbox"/>	<input type="checkbox"/>	<input type="checkbox"/>	<input type="checkbox"/>	Kitchen	Counter tops and sink
<input checked="" type="checkbox"/>	<input type="checkbox"/>	<input type="checkbox"/>	<input type="checkbox"/>	<input type="checkbox"/>	Kitchen	Plumbing
<input checked="" type="checkbox"/>	<input type="checkbox"/>	<input type="checkbox"/>	<input type="checkbox"/>	<input type="checkbox"/>	Kitchen	Electrical and lighting
<input checked="" type="checkbox"/>	<input type="checkbox"/>	<input type="checkbox"/>	<input type="checkbox"/>	<input type="checkbox"/>	Kitchen	Windows and doors
<input checked="" type="checkbox"/>	<input type="checkbox"/>	<input type="checkbox"/>	<input type="checkbox"/>	<input type="checkbox"/>	Kitchen	Walls and ceiling
<input checked="" type="checkbox"/>	<input type="checkbox"/>	<input type="checkbox"/>	<input type="checkbox"/>	<input type="checkbox"/>	Kitchen	Floor
<input checked="" type="checkbox"/>	<input type="checkbox"/>	<input type="checkbox"/>	<input type="checkbox"/>	<input type="checkbox"/>	Kitchen	Plumbing
<input checked="" type="checkbox"/>	<input type="checkbox"/>	<input type="checkbox"/>	<input type="checkbox"/>	<input type="checkbox"/>	Kitchen	Electrical and lighting
<input type="checkbox"/>	<input checked="" type="checkbox"/>	<input type="checkbox"/>	<input type="checkbox"/>	<input checked="" type="checkbox"/>	Kitchen	Refrigerator
					Small puddle on floor - Water line has slow leak	

Photos and Additional Comments


I = Inspected/OK NI = Not Inspected NA = Not Applicable R = Repair F = Failure/Safety					Item	Item
I	NI	NA	R	F	Comments	
<input type="checkbox"/>	<input type="checkbox"/>	<input checked="" type="checkbox"/>	<input type="checkbox"/>	<input type="checkbox"/>	Utility room	Cabinets
<input type="checkbox"/>	<input type="checkbox"/>	<input checked="" type="checkbox"/>	<input type="checkbox"/>	<input type="checkbox"/>	Utility room	Counter tops and sink
<input checked="" type="checkbox"/>	<input type="checkbox"/>	<input type="checkbox"/>	<input type="checkbox"/>	<input type="checkbox"/>	Utility room	Plumbing
<input checked="" type="checkbox"/>	<input type="checkbox"/>	<input type="checkbox"/>	<input type="checkbox"/>	<input type="checkbox"/>	Utility room	Electrical and lighting
<input type="checkbox"/>	<input type="checkbox"/>	<input checked="" type="checkbox"/>	<input type="checkbox"/>	<input type="checkbox"/>	Utility room	Windows and doors
<input checked="" type="checkbox"/>	<input type="checkbox"/>	<input type="checkbox"/>	<input type="checkbox"/>	<input type="checkbox"/>	Utility room	Floor
<input checked="" type="checkbox"/>	<input type="checkbox"/>	<input type="checkbox"/>	<input type="checkbox"/>	<input type="checkbox"/>	Utility room	Walls and ceiling
<input type="checkbox"/>	<input type="checkbox"/>	<input checked="" type="checkbox"/>	<input type="checkbox"/>	<input type="checkbox"/>	Utility room	
<input type="checkbox"/>	<input type="checkbox"/>	<input checked="" type="checkbox"/>	<input type="checkbox"/>	<input type="checkbox"/>	Utility room	
<input type="checkbox"/>	<input type="checkbox"/>	<input checked="" type="checkbox"/>	<input type="checkbox"/>	<input type="checkbox"/>	Utility room	

Photos and Additional Comments



I = Inspected/OK NI = Not Inspected NA = Not Applicable R = Repair F = Failure/Safety						
					Item	Condition
I	NI	NA	R	F	Comments	
<input checked="" type="checkbox"/>	<input type="checkbox"/>	<input type="checkbox"/>	<input type="checkbox"/>	<input type="checkbox"/>	Meter and Main shut-off valve(s) Water and gas shut off valves are in utility room	
<input checked="" type="checkbox"/>	<input type="checkbox"/>	<input type="checkbox"/>	<input type="checkbox"/>	<input type="checkbox"/>	Gas meter Outside on meter and in utility room	
<input checked="" type="checkbox"/>	<input type="checkbox"/>	<input type="checkbox"/>	<input type="checkbox"/>	<input type="checkbox"/>	Vents	
<input checked="" type="checkbox"/>	<input type="checkbox"/>	<input type="checkbox"/>	<input type="checkbox"/>	<input type="checkbox"/>	Drainage	
<input checked="" type="checkbox"/>	<input type="checkbox"/>	<input type="checkbox"/>	<input type="checkbox"/>	<input type="checkbox"/>	Distribution piping	
<input checked="" type="checkbox"/>	<input type="checkbox"/>	<input type="checkbox"/>	<input type="checkbox"/>	<input type="checkbox"/>	Fittings	
<input checked="" type="checkbox"/>	<input type="checkbox"/>	<input type="checkbox"/>	<input type="checkbox"/>	<input type="checkbox"/>	Valves Visually inspected valves - Did not operate any valves	
<input type="checkbox"/>	<input checked="" type="checkbox"/>	<input type="checkbox"/>	<input type="checkbox"/>	<input type="checkbox"/>	Whole house filter	

Photos and Additional Comments



I = Inspected/OK NI = Not Inspected NA = Not Applicable R = Repair F = Failure/Safety						
					Item	Condition
I	NI	NA	R	F	Comments	
<input checked="" type="checkbox"/>	<input type="checkbox"/>	<input type="checkbox"/>	<input type="checkbox"/>	<input type="checkbox"/>	Water piping, valves, and fittings	
<input checked="" type="checkbox"/>	<input type="checkbox"/>	<input type="checkbox"/>	<input type="checkbox"/>	<input type="checkbox"/>	Gas piping, valves, and fittings	
<input checked="" type="checkbox"/>	<input type="checkbox"/>	<input type="checkbox"/>	<input type="checkbox"/>	<input type="checkbox"/>	Temperature/Pressure Relief Valve	
<input checked="" type="checkbox"/>	<input type="checkbox"/>	<input type="checkbox"/>	<input type="checkbox"/>	<input type="checkbox"/>	Drain No knob on drain	
<input type="checkbox"/>	<input type="checkbox"/>	<input checked="" type="checkbox"/>	<input type="checkbox"/>	<input type="checkbox"/>	Enclosure and pan	
<input checked="" type="checkbox"/>	<input type="checkbox"/>	<input type="checkbox"/>	<input type="checkbox"/>	<input type="checkbox"/>	Controls	
<input checked="" type="checkbox"/>	<input type="checkbox"/>	<input type="checkbox"/>	<input type="checkbox"/>	<input type="checkbox"/>	Age	5-10 years
<input checked="" type="checkbox"/>	<input type="checkbox"/>	<input type="checkbox"/>	<input type="checkbox"/>	<input type="checkbox"/>	Capacity	40 US Gallons

Photos and Additional Comments



Best Reputation. Superior Technology.

FURY GAS WATER HEATER

SERIAL NO. RHLN 0604525450 MFG. DATE: 05/2004 MADE IN MEXICO
 MODEL NO. 42V40-40F Cap. U.S. Gals. 40
 Input BTUH 40,000 TYPE GAS - NATURAL
 Gas PRESS. IN. W.C. - Manifold - 4.00
 Max. Inlet - 10.5 Min. Inlet - 5.0
 REC.GPH 33.9 ANSI Z21.10.1a-2002/CSA 4.1a-2002

EVERKLEEN MANUFACTURING CO. MONTGOMERY, ALABAMA


EverKleen
Self-Cleaning Water Heaters



Newer water heater - Zero Carbon Monoxide detected

I = Inspected/OK NI = Not Inspected NA = Not Applicable R = Repair F = Failure/Safety					Item	Condition
I	NI	NA	R	F	Comments	
<input checked="" type="checkbox"/>	<input type="checkbox"/>	<input type="checkbox"/>	<input type="checkbox"/>	<input type="checkbox"/>	Gas piping, valves, and fittings	
<input type="checkbox"/>	<input checked="" type="checkbox"/>	<input type="checkbox"/>	<input type="checkbox"/>	<input type="checkbox"/>	Heat exchanger Not visible - enclosed	
<input checked="" type="checkbox"/>	<input type="checkbox"/>	<input type="checkbox"/>	<input type="checkbox"/>	<input type="checkbox"/>	Blower	
<input checked="" type="checkbox"/>	<input type="checkbox"/>	<input type="checkbox"/>	<input type="checkbox"/>	<input type="checkbox"/>	Controls	
<input type="checkbox"/>	<input type="checkbox"/>	<input checked="" type="checkbox"/>	<input type="checkbox"/>	<input type="checkbox"/>	Humidifier	
<input checked="" type="checkbox"/>	<input type="checkbox"/>	<input type="checkbox"/>	<input type="checkbox"/>	<input type="checkbox"/>	Flue	
<input checked="" type="checkbox"/>	<input type="checkbox"/>	<input type="checkbox"/>	<input type="checkbox"/>	<input type="checkbox"/>	Age	5-10 years
<input checked="" type="checkbox"/>	<input type="checkbox"/>	<input type="checkbox"/>	<input type="checkbox"/>	<input type="checkbox"/>	Output Capacity	80000 BTU

Photos and Additional Comments



I = Inspected/OK NI = Not Inspected NA = Not Applicable R = Repair F = Failure/Safety					Item	Condition
I	NI	NA	R	F	Comments	
<input checked="" type="checkbox"/>	<input type="checkbox"/>	<input type="checkbox"/>	<input type="checkbox"/>	<input type="checkbox"/>	Condenser coil/ housing	
<input checked="" type="checkbox"/>	<input type="checkbox"/>	<input type="checkbox"/>	<input type="checkbox"/>	<input type="checkbox"/>	Evaporator coil Enclosed - not viewable	
<input checked="" type="checkbox"/>	<input type="checkbox"/>	<input type="checkbox"/>	<input type="checkbox"/>	<input type="checkbox"/>	Fan	
<input checked="" type="checkbox"/>	<input type="checkbox"/>	<input type="checkbox"/>	<input type="checkbox"/>	<input type="checkbox"/>	Controls	
<input checked="" type="checkbox"/>	<input type="checkbox"/>	<input type="checkbox"/>	<input type="checkbox"/>	<input type="checkbox"/>	Refrigerant lines	
<input checked="" type="checkbox"/>	<input type="checkbox"/>	<input type="checkbox"/>	<input type="checkbox"/>	<input type="checkbox"/>	Output Capacity	80000 BTU
<input checked="" type="checkbox"/>	<input type="checkbox"/>	<input type="checkbox"/>	<input type="checkbox"/>	<input type="checkbox"/>	Age	5-10 years
<input checked="" type="checkbox"/>	<input type="checkbox"/>	<input type="checkbox"/>	<input type="checkbox"/>	<input type="checkbox"/>	General condition/ comments	

Photos and Additional Comments




AC condenser cabinet and disconnect



I = Inspected/OK NI = Not Inspected NA = Not Applicable R = Repair F = Failure/Safety					Item	Condition
I	NI	NA	R	F	Comments	
<input checked="" type="checkbox"/>	<input type="checkbox"/>	<input type="checkbox"/>	<input type="checkbox"/>	<input type="checkbox"/>	Service entrance cable/conduit	
<input checked="" type="checkbox"/>	<input type="checkbox"/>	<input type="checkbox"/>	<input type="checkbox"/>	<input type="checkbox"/>	Main panel	100 amp
					In garage	
<input checked="" type="checkbox"/>	<input type="checkbox"/>	<input type="checkbox"/>	<input type="checkbox"/>	<input type="checkbox"/>	Main breaker/disconnect	
					100 amp	
<input checked="" type="checkbox"/>	<input type="checkbox"/>	<input type="checkbox"/>	<input type="checkbox"/>	<input type="checkbox"/>	Made electrode - Water line	
<input checked="" type="checkbox"/>	<input type="checkbox"/>	<input type="checkbox"/>	<input type="checkbox"/>	<input type="checkbox"/>	Made electrode - Ground rod	
					Ground rod not visible	
<input checked="" type="checkbox"/>	<input type="checkbox"/>	<input type="checkbox"/>	<input type="checkbox"/>	<input type="checkbox"/>	Branch circuits	
<input type="checkbox"/>	<input type="checkbox"/>	<input checked="" type="checkbox"/>	<input type="checkbox"/>	<input type="checkbox"/>	GFCI breakers	
<input checked="" type="checkbox"/>	<input type="checkbox"/>	<input type="checkbox"/>	<input type="checkbox"/>	<input type="checkbox"/>	AFCI breakers	

Photos and Additional Comments



I = Inspected/OK NI = Not Inspected NA = Not Applicable R = Repair F = Failure/Safety					Item	Condition
I	NI	NA	R	F	Comments	
<input type="checkbox"/>	<input checked="" type="checkbox"/>	<input type="checkbox"/>	<input type="checkbox"/>	<input type="checkbox"/>	CATV	
<input type="checkbox"/>	<input checked="" type="checkbox"/>	<input type="checkbox"/>	<input type="checkbox"/>	<input type="checkbox"/>	Telephone	
<input type="checkbox"/>	<input checked="" type="checkbox"/>	<input type="checkbox"/>	<input type="checkbox"/>	<input type="checkbox"/>	Security system	
<input checked="" type="checkbox"/>	<input type="checkbox"/>	<input type="checkbox"/>	<input type="checkbox"/>	<input type="checkbox"/>	Smoke detector(s)	
<input type="checkbox"/>	<input type="checkbox"/>	<input type="checkbox"/>	<input checked="" type="checkbox"/>	<input checked="" type="checkbox"/>	Carbon monoxide detector(s)	
						No detectors present - Recommend installation near bedrooms per local building code and one in utility room
<input type="checkbox"/>	<input type="checkbox"/>	<input checked="" type="checkbox"/>	<input type="checkbox"/>	<input type="checkbox"/>	Subpanel(s)	
<input type="checkbox"/>	<input type="checkbox"/>	<input checked="" type="checkbox"/>	<input type="checkbox"/>	<input type="checkbox"/>	Lightning arrestor(s)	
<input type="checkbox"/>	<input type="checkbox"/>	<input checked="" type="checkbox"/>	<input type="checkbox"/>	<input type="checkbox"/>	Shed/ outbuilding	

Photos and Additional Comments

This document was created with Win2PDF available at <http://www.win2pdf.com>.
The unregistered version of Win2PDF is for evaluation or non-commercial use only.
This page will not be added after purchasing Win2PDF.